

we produce planters | outdoor fireplaces | fire bowls | woodstorage | garden stairs | outdoorwalls | ponds | waterfalls | waterbowls | edging | furniture



2017

Contents

| | |
|---------------------|----|
| Corten Steel | 04 |
| Fibreglass | 06 |
| Fibreglass Glossy | 14 |
| Gardening at height | 16 |
| Hardwood | 18 |
| Galvanized Steel | 22 |
| Aluminium | 24 |
| Burni | 26 |
| Water Elements | 56 |
| Polymer Concrete | 62 |
| Walls Polyester | 64 |
| Walls Aluminium | 66 |
| Walls Corten | 68 |
| Pedestals | 70 |
| Letterboxes | 72 |
| Lighting | 76 |
| Furniture | 78 |
| Corten Steel Stairs | 80 |
| Edging | 82 |
| Accessories | 84 |



Corten steel

The standard thickness of Corten steel planters is 2mm, 3-4mm and 5mm is also possible. CorTen is a very strong steel alloy, which has the property to cover itself with a layer of protective rust when placed outside. This natural solid rust layer provides protection against further corrosion. Characteristics of Corten steel includes the brown rust orange colour and longevity.

Our Corten Steel products are delivered in an un-rusted state and the weathering process will take about 4-5 months to complete.

As standard, these planters are equipped with 15mm high feet. The model 'Andes' is also available with 90mm legs.

5-year warranty.



Andes (CA)



Andes (CAP)
feet 90mm

| | | | | KG |
|-------------|------|------|---------|-----|
| Andes CA1 | 1400 | 1400 | 800 mm | 112 |
| Andes CA2 | 1200 | 1200 | 800 mm | 93 |
| Andes CA2.1 | 1200 | 1200 | 600 mm | 78 |
| Andes CA2.2 | 1200 | 1200 | 400 mm | 61 |
| Andes CA3 | 1000 | 1000 | 1000 mm | 89 |
| Andes CA4 | 1000 | 1000 | 800 mm | 75 |
| Andes CA4.1 | 1000 | 1000 | 600 mm | 60 |
| Andes CA4.2 | 1000 | 1000 | 400 mm | 47 |
| Andes CA5 | 800 | 800 | 800 mm | 54 |
| Andes CA5.1 | 800 | 800 | 600 mm | 44 |
| Andes CA6 | 700 | 700 | 700 mm | 42 |
| Andes CA7 | 600 | 600 | 600 mm | 31 |
| Andes CA8 | 500 | 500 | 500 mm | 22 |
| Andes CA9 | 2000 | 500 | 600 mm | 69 |
| Andes CA10 | 1500 | 500 | 600 mm | 54 |
| Andes CA11 | 1200 | 500 | 600 mm | 45 |
| Andes CA12 | 900 | 300 | 800 mm | 37 |
| Andes CA13 | 500 | 500 | 1000 mm | 38 |
| Andes CA14 | 400 | 400 | 1000 mm | 30 |
| Andes CA15 | 400 | 400 | 800 mm | 25 |
| Andes CA16 | 400 | 400 | 400 mm | 15 |

| | | | | |
|-------------|------|------|--------|-----|
| Andes CAP1 | 1400 | 1400 | 800 mm | 109 |
| Andes CAP2 | 1200 | 1200 | 800 mm | 89 |
| Andes CAP4 | 1000 | 1000 | 800 mm | 70 |
| Andes CAP5 | 800 | 800 | 800 mm | 54 |
| Andes CAP7 | 600 | 600 | 600 mm | 31 |
| Andes CAP9 | 2000 | 500 | 600 mm | 68 |
| Andes CAP10 | 1500 | 500 | 600 mm | 54 |
| Andes CAP11 | 1200 | 500 | 600 mm | 45 |



Cado (CC)



Celso (CS)



Atlas (CT)

| | | | KG |
|-----------|------|--------|----|
| Cado CC1* | 1000 | 800 mm | 62 |
| Cado CC2* | 800 | 800 mm | 47 |
| Cado CC3* | 600 | 600 mm | 28 |
| Cado CC4* | 500 | 500 mm | 14 |

| | | | |
|------------|------|---------|-----|
| Celso CS1* | 1500 | 1500 mm | 145 |
| Celso CS2* | 1200 | 1200 mm | 90 |
| Celso CS3* | 1000 | 1000 mm | 59 |
| Celso CS4* | 800 | 800 mm | 25 |

| | | | |
|-----------|------|--------|----|
| Atlas CT1 | 1200 | 800 mm | 70 |
| Atlas CT2 | 1200 | 600 mm | 60 |
| Atlas CT3 | 1000 | 800 mm | 55 |
| Atlas CT4 | 1000 | 600 mm | 47 |
| Atlas CT5 | 800 | 800 mm | 45 |
| Atlas CT6 | 800 | 600 mm | 37 |
| Atlas CT7 | 600 | 600 mm | 26 |

*Custom made possible from 4 pieces.

| | | | | KG |
|-------------------------|------|-----|-------------|----|
| Andes hedgeplanter CHB1 | 1360 | 400 | 400/2240 mm | 60 |

Corten Steel

CUSTOM
MADE
POSSIBLE



Material
3 mm

Standard
Colour
RAL 7021

Fibreglass

Our Fibreglass planters are manufactured in high-quality reinforced fibreglass, with additional reinforcement to the corners. The standard colour used is black/grey **RAL 7021**. Also available in **RAL colours: 2004 | 3020 | 4004 | 7006 | 7016 | 7035 | 8024 | 9005 | 9010** (surcharge 10%). The quality of all our Fibreglass planters is enhanced by the colouring, which runs through the entire material. The upper edge has been reversed twice, which gives this planter a splendid timeless appearance. We recommend that the planter should be cleaned at least twice a year. Please note that some cleaners may damage or affect the material, The best product for cleaning and maintaining Fibreglass is the care-set that we offer on the accessories page. Do not clean with steel wool, sand paper, solvents or any other abrasive material, cleaning with a pressure washer can also cause damage. 5-year warranty.



Buxus

| | | | | KG |
|-----------------------|------|------|---------|----|
| Buxus PB1 | 2000 | 2000 | 600 mm | 49 |
| Buxus PB2 | 1600 | 1600 | 600 mm | 36 |
| Buxus PB3 | 1400 | 1400 | 600 mm | 30 |
| Buxus PB5 | 1200 | 1200 | 1000 mm | 34 |
| Buxus PB6 | 1200 | 1200 | 800 mm | 29 |
| Buxus PB7 | 1200 | 1200 | 600 mm | 24 |
| Buxus PB8 | 1200 | 1200 | 400 mm | 19 |
| Buxus PB9 | 1000 | 1000 | 1000 mm | 27 |
| Buxus PB10 | 1000 | 1000 | 800 mm | 23 |
| Buxus PB11 | 1000 | 1000 | 600 mm | 19 |
| Buxus PB12 | 1000 | 1000 | 400 mm | 15 |
| Buxus PB13 * | 800 | 800 | 800 mm | 18 |
| Buxus PB13.1 * | 800 | 800 | 600 mm | 14 |
| Buxus PB14 * | 700 | 700 | 700 mm | 14 |
| Buxus PB15 * | 600 | 600 | 600 mm | 10 |
| Buxus PB16 * | 500 | 500 | 500 mm | 7 |
| Buxus PB17 | 400 | 400 | 400 mm | 4 |
| Buxus PB18 | 500 | 500 | 1000 mm | 12 |
| Buxus PB19 | 400 | 400 | 1200 mm | 11 |
| Buxus PB20 | 400 | 400 | 1000 mm | 9 |
| Buxus PB21 | 400 | 400 | 800 mm | 8 |

* Wheels possible



Buxus

| | | | | KG |
|-----------------------|------|-----|--------|----|
| Buxus PB22 * | 2000 | 500 | 600 mm | 22 |
| Buxus PB23 * | 1500 | 500 | 600 mm | 17 |
| Buxus PB24 * | 1200 | 500 | 600 mm | 14 |
| Buxus PB24.1 * | 900 | 500 | 600 mm | 11 |
| Buxus PB25 | 900 | 250 | 800 mm | 11 |
| Buxus PB25.1 | 1500 | 250 | 800 mm | 18 |
| Buxus PB26 * | 1000 | 500 | 500 mm | 11 |
| Buxus PB27 | 1000 | 400 | 400 mm | 8 |
| Buxus PB27.1 | 1500 | 400 | 400 mm | 12 |
| Buxus PB27.2 | 1200 | 400 | 400 mm | 10 |
| Buxus PB27.3 | 600 | 400 | 400 mm | 5 |
| Buxus PB28 | 2300 | 500 | 400 mm | 19 |

* Wheels possible



Material
3 mm



Standard
Colour
RAL 7021

Fibreglass

Our Fibreglass planters are manufactured in high-quality reinforced Fibreglass, with additional reinforcement to the corners. The standard colour used is black/grey **RAL 7021**. Also available in **RAL colours: 2004 | 3020 | 4004 | 7006 | 7016 | 7035 | 8024 | 9005 | 9010** (surcharge 10%). The quality of all our Fibreglass planters is enhanced by the colouring, which runs through the entire material. The upper edge has been reversed twice, which gives this planter a splendid timeless appearance. We recommend that the planter should be cleaned at least twice a year. Please note that some cleaners may damage or affect the material, The best product for cleaning and maintaining Fibreglass is the care-set that we offer on the accessories page. Do not clean with steel wool, sand paper, solvents or any other abrasive material, cleaning with a pressure washer can also cause damage. 5-year warranty.

Acer



| |  |  | KG |
|------------|---|---|----|
| Acer PE1.1 | 1500 | 800 mm | 20 |
| Acer PE1 | 1200 | 800 mm | 13 |
| Acer PE2 | 950 | 700 mm | 9 |
| Acer PE3 | 890 | 1000 mm | 11 |
| Acer PE4 | 630 | 520 mm | 5 |
| Acer PE5 | 550 | 760 mm | 5 |

Canna



| | | | |
|-----------|------|---------|----|
| Canna PC1 | 500 | 590 mm | 4 |
| Canna PC2 | 500 | 900 mm | 5 |
| Canna PC3 | 720 | 840 mm | 8 |
| Canna PC4 | 800 | 1000 mm | 11 |
| Canna PC5 | 1000 | 950 mm | 12 |
| Canna PC6 | 700 | 1120 mm | 11 |

Ceder



| | | | |
|-----------|------|--------|----|
| Ceder PD1 | 2000 | 400 mm | 17 |
| Ceder PD2 | 1530 | 340 mm | 12 |
| Ceder PD3 | 1200 | 400 mm | 9 |

Bellis



| | | | |
|------------|------|--------|----|
| Bellis PJ1 | 1500 | 600 mm | 25 |
| Bellis PJ2 | 1200 | 600 mm | 19 |
| Bellis PJ3 | 1000 | 600 mm | 15 |
| Bellis PJ4 | 800 | 600 mm | 11 |

Malva



| | | | |
|-----------|------|--------|----|
| Malva PM1 | 1200 | 200 mm | 7 |
| Malva PM2 | 2000 | 400 mm | 18 |

new



Material
3 mm

Standard
Colour
RAL 9010

ORGAN Fibreglass

Fantastically beautiful, organic and natural shapes that look amazing in it's surroundings, both independently as well as grouped. Plant pots that are no longer subordinate to plantation but form an important part of the whole composition.

The upper edge is reversed twice and follows the contours of this plant pot.

Manufactured standard in RAL 9010 white. Other colours available: RAL colours: 2004 | 3020 | 4004 | 7006 | 7016 | 7021 | 7035 | 8024 | 9005 (10% colour surcharge).

These plant pots are made from high-grade Polyester which is coloured through and through.

We advice you to clean and maintain the plant pots twice a year. We have put together a special product set for this purpose: "Cleaner + Protector kit".
5-year warranty.

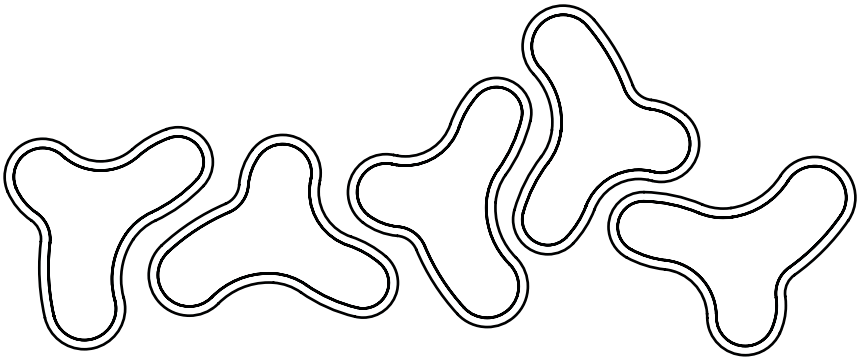
new

Fibreglass



Organ

| | | | | KG |
|-----------|------|------|--------|----|
| Organ PO1 | 1610 | 1335 | 600 mm | 00 |





Material
3 mm

Standard
Colour
RAL 9010

SHAPE Fibreglass

Fantastically beautiful, organic and natural shapes that look amazing in it's surroundings, both independently as well as grouped. Plant pots that are no longer subordinate to plantation but form an important part of the whole composition.

The upper edge is reversed twice and follows the contours of this plant pot.

Manufactured standard in RAL 9010 white. Other colours available: RAL colours: 2004 | 3020 | 4004 | 7006 | 7016 | 7021 | 7035 | 8024 | 9005 (10% colour surcharge).

These plant pots are made from high-grade Polyester which is coloured through and through.

We advice you to clean and maintain the plant pots twice a year. We have put together a special product set for this purpose: "Cleaner + Protector kit".
5-year warranty.

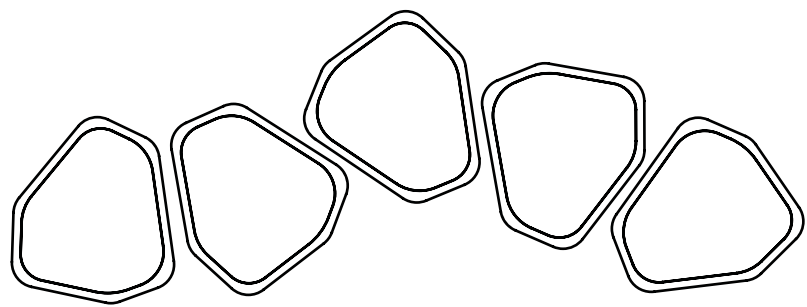
new

Fibreglass



Shape

| | | | | KG |
|-------------------|------|------|--------|----|
| Shape PS1 | 1300 | 1260 | 600 mm | 21 |
| Shape PSH1 Glossy | 1300 | 1260 | 600 mm | 21 |





Material
3 mm

Standard
Colour
RAL 9010

Fibreglass glossy

Our Fibreglass planters are manufactured in high-quality reinforced Fibreglass, with additional reinforcement to the corners. The standard colour used is white **RAL 9010**. Also available in **RAL colours: 2004 | 3020 | 4004 | 7006 | 7016 | 7021 | 7035 | 8024 | 9005** (surcharge 10%). The quality of all our Fibreglass planters is enhanced by the colouring, which runs through the entire material. The upper edge has been reversed twice, which gives this planter a splendid timeless appearance. We recommend that the planter should be cleaned at least twice a year. Please note that some cleaners may damage or affect the material, The best product for cleaning and maintaining Fibreglass is the care-set that we offer on the accessories page. Do not clean with steel wool, sand paper, solvents or any other abrasive material, cleaning with a pressure washer can also cause damage. 5-year warranty.





Buxus

| | |  |  | KG |
|-----------------------|------|---|---|-----------|
| Buxus PBH10 | 1000 | 1000 | 800 mm | 23 |
| Buxus PBH11 | 1000 | 1000 | 600 mm | 19 |
| Buxus PBH13 | 800 | 800 | 800 mm | 18 |
| Buxus PBH13.1* | 800 | 800 | 600 mm | 16 |
| Buxus PBH14* | 700 | 700 | 700 mm | 14 |
| Buxus PBH15* | 600 | 600 | 600 mm | 10 |
| Buxus PBH16* | 500 | 500 | 500 mm | 7 |
| Buxus PBH17 | 400 | 400 | 400 mm | 4 |
| Buxus PBH19 | 400 | 400 | 1200 mm | 11 |
| Buxus PBH20 | 400 | 400 | 1000 mm | 9 |
| Buxus PBH21 | 400 | 400 | 800 mm | 8 |
| Buxus PBH23* | 1500 | 500 | 600 mm | 17 |
| Buxus PBH24* | 1200 | 500 | 600 mm | 14 |
| Buxus PBH25 | 900 | 250 | 800 mm | 11 |
| Buxus PBH27 | 1000 | 400 | 400 mm | 8 |

* Wheels possible



Canna

| |  |  | KG |
|-------------------|---|---|-----------|
| Canna PCH1 | 500 | 590 mm | 4 |
| Canna PCH2 | 500 | 900 mm | 5 |
| Canna PCH3 | 720 | 840 mm | 8 |
| Canna PCH4 | 800 | 1000 mm | 11 |
| Canna PCH6 | 700 | 1120 mm | 11 |



Standard
colour
RAL 7021

Gardening at height

We have developed this product for easy growing and harvesting of flowers, herbs and plants. A Fibreglass planter with a height of 200mm is placed on a solid base with adjustable legs made from 4 mm steel, powder coated in **DB703**. The Fibreglass planter of 3 mm thickness is available in the standard **RAL 7021**.

Also available in **RAL colours: 2004 | 3020 | 4004 | 7006 | 7016 | 7035 | 8024 | 9005 | 9010** (surcharge 10%).

5-year warranty.

new



Level One (PL1)



Level One (PL2)



Level One (PL3)



Level One (PL4)

| | | | | KG |
|---------------|------|------|------------|----|
| Level One PL1 | 1500 | 1000 | 200/910 mm | 49 |
| Level One PL2 | 1500 | 500 | 200/910 mm | 35 |
| Level One PL3 | 1000 | 1000 | 200/910 mm | 40 |
| Level One PL4 | 1000 | 500 | 200/910 mm | 29 |



Material
22 mm



Feet
Valencia
90 mm

Feet
Sevilla
20 mm

Hardwood

We only use certified tropical hardwood, that is legally harvested and durability class 1, for the manufacture of our planters. This ensures that they are both environmentally sustainable and also offer a warm and inviting appearance. Because hardwood offers excellent durability, no additional treatment is required. These planters are constructed using stainless steel fasteners and the inside is wrapped with an anti-root fabric. It is possible to create custom sizes on certain models in this range. 5-year warranty.

Available in black (RAL 9005) and white (RAL 9010) with a surcharge of 20%.



RAL 9010



RAL 9005



Valencia (HR)



Sevilla (HS)



Sevilla Taps (HO)

CUSTOM
MADE
POSSIBLE

Hardwood

| | | | | KG |
|---------------------|------|------|--------|-----------|
| Valencia HR1 | 1200 | 1200 | 950 mm | 109 |
| Valencia HR2 | 1000 | 1000 | 950 mm | 87 |
| Valencia HR3 | 800 | 800 | 800 mm | 52 |
| Valencia HR4 | 600 | 600 | 600 mm | 29 |
| Valencia HR5 | 2000 | 500 | 600 mm | 65 |
| Valencia HR6 | 1500 | 500 | 600 mm | 48 |
| Valencia HR7 | 1200 | 500 | 600 mm | 38 |

| | | | | KG |
|--------------------|------|------|--------|-----------|
| Sevilla HS1 | 1400 | 1400 | 740 mm | 114 |
| Sevilla HS2 | 1200 | 1200 | 740 mm | 93 |
| Sevilla HS3 | 1000 | 1000 | 740 mm | 74 |
| Sevilla HS4 | 800 | 800 | 740 mm | 56 |
| Sevilla HS5 | 600 | 600 | 620 mm | 34 |
| Sevilla HS6 | 2000 | 500 | 620 mm | 75 |
| Sevilla HS7 | 1500 | 500 | 620 mm | 64 |
| Sevilla HS8 | 1200 | 500 | 620 mm | 49 |

| | | | | |
|-------------------------|-----|-----|--------|----|
| Sevilla Taps HO5 | 700 | 700 | 980 mm | 57 |
| Sevilla Taps HO6 | 600 | 600 | 860 mm | 42 |
| Sevilla Taps HO7 | 550 | 550 | 740 mm | 33 |
| Sevilla Taps HO8 | 500 | 500 | 620 mm | 25 |

| | | | | |
|-------------------------|------|-----|-------------|-----|
| Hedgeplanter HH1 | 2660 | 450 | 380/2220 mm | 112 |
| Hedgeplanter HH2 | 1360 | 450 | 380/2220 mm | 68 |



Oak tubs

High quality round oak tubs with sturdy stainless steel rings (2mm) and 2 handles.

All tubs have been impregnated and treated with oil. Furthermore, the inside has been 'burnt', this treatment ensures that our tubs will not be corroded from the inside.

Beautiful, natural, handmade tubs which can be applied both in a classic as well as a modern garden design.

5-year warranty.



Oak tubs
HB1





Oak tubs
HB2



Oak tubs
HB3

new

Hardwood

| |  |  | KG |
|-------------|---|---|----|
| Oak tub HB1 | 1000 | 800 mm | 20 |
| Oak tub HB2 | 800 | 700 mm | 38 |
| Oak tub HB3 | 600 | 500 mm | 46 |



Feet
90mm



Material
4 mm



Galvanized Steel

Hot-dip galvanization is a form of galvanization. It is the process of coating iron/steel with a layer of zinc by immersing the metal in a bath of molten zinc at a temperature of around 860 °F (460 °C). The effect is a usually dull grey, fairly strong finish that stops further corrosion in many circumstances, protecting the steel below from the elements. By a secret process we give the planters a weathered old look.



Vadim

| | | | | KG |
|-----------|------|------|--------|-----|
| Vadim VS1 | 1400 | 1400 | 800 mm | 215 |
| Vadim VS2 | 1200 | 1200 | 800 mm | 172 |
| Vadim VS4 | 1000 | 1000 | 800 mm | 139 |
| Vadim VS5 | 800 | 800 | 800 mm | 109 |
| Vadim VS7 | 600 | 600 | 600 mm | 60 |



Vadim

| | | | | |
|------------|------|-----|--------|-----|
| Vadim VS9 | 2000 | 500 | 600 mm | 130 |
| Vadim VS10 | 1500 | 500 | 600 mm | 105 |
| Vadim VS11 | 1200 | 500 | 600 mm | 89 |



Vidar

new

| | | | KG |
|------------|----------|---------|-----|
| Vidar VSA1 | 1030/700 | 1000 mm | 102 |
| Vidar VSA2 | 830/600 | 800 mm | 138 |



Aluminium

As standard these planters are made using 3mm Aluminium, however 4-5mm is also possible. Aluminium is light, strong, durable and resistant to corrosion. The top edge of all Aluminium planters is reversed twice, which gives them a solid and timeless look. As standard, these planters are equipped with 15mm high feet, so the container is raised slightly off the ground. Once fabricated, the planter is powder coated with a strong adhesive primer and finished with a scratch resistant coloured coating.

Standard colour **RAL 7021, 7035, 9010**. Almost all other standard RAL colours are possible (beware of start-up costs).



Florida (AF)



Florida (AFP)
Feet 90mm

| | | | | KG |
|---------------|------|------|---------|----|
| Florida AF1 | 1400 | 1400 | 800 mm | 58 |
| Florida AF2 | 1200 | 1200 | 800 mm | 47 |
| Florida AF2.1 | 1200 | 1200 | 600 mm | 38 |
| Florida AF2.2 | 1200 | 1200 | 400 mm | 38 |
| Florida AF3 | 1000 | 1000 | 1000 mm | 45 |
| Florida AF4 | 1000 | 1000 | 800 mm | 38 |
| Florida AF4.1 | 1000 | 1000 | 600 mm | 30 |
| Florida AF4.2 | 1000 | 1000 | 400 mm | 30 |
| Florida AF5 | 800 | 800 | 800 mm | 29 |
| Florida AF5.1 | 800 | 800 | 600 mm | 23 |
| Florida AF6 | 700 | 700 | 700 mm | 22 |
| Florida AF7 | 600 | 600 | 600 mm | 16 |
| Florida AF8 | 500 | 500 | 500 mm | 12 |
| Florida AF9 | 2000 | 500 | 600 mm | 37 |
| Florida AF10 | 1500 | 500 | 600 mm | 29 |
| Florida AF11 | 1200 | 500 | 600 mm | 24 |
| Florida AF12 | 900 | 300 | 800 mm | 20 |
| Florida AF13 | 500 | 500 | 1000 mm | 20 |
| Florida AF14 | 400 | 400 | 1000 mm | 16 |
| Florida AF15 | 400 | 400 | 800 mm | 13 |
| Florida AF16 | 400 | 400 | 400 mm | 7 |

| | | | | |
|---------------|------|------|--------|----|
| Florida AFP1 | 1400 | 1400 | 800 mm | 56 |
| Florida AFP2 | 1200 | 1200 | 800 mm | 46 |
| Florida AFP4 | 1000 | 1000 | 800 mm | 36 |
| Florida AFP5 | 800 | 800 | 800 mm | 28 |
| Florida AFP7 | 600 | 600 | 600 mm | 16 |
| Florida AFP9 | 2000 | 500 | 600 mm | 35 |
| Florida AFP10 | 1500 | 500 | 600 mm | 28 |
| Florida AFP11 | 1200 | 500 | 600 mm | 23 |



Sydney (AM)



Cairo (AC)

| | | | KG |
|------------|------|--------|----|
| Sydney AM1 | 1200 | 800 mm | 33 |
| Sydney AM2 | 1200 | 600 mm | 28 |
| Sydney AM3 | 1000 | 800 mm | 26 |
| Sydney AM4 | 1000 | 600 mm | 22 |
| Sydney AM5 | 800 | 800 mm | 21 |
| Sydney AM6 | 800 | 600 mm | 17 |
| Sydney AM7 | 600 | 600 mm | 12 |

| | | | |
|------------|------|--------|----|
| Cairo AC1* | 1000 | 800 mm | 31 |
| Cairo AC2* | 800 | 800 mm | 23 |
| Cairo AC3* | 600 | 600 mm | 13 |

*Custom made possible from 4 pieces.

| | | | | KG |
|-------------------|------|------|--------|----|
| Hedgeplanter AHB1 | 1400 | 1400 | 800 mm | 58 |

CUSTOM
MADE
POSSIBLE

Aluminium



Material
3 mm



Burni fire elements

BURNI®'s complete collection is produced using 3mm thick Corten steel and all fireplaces are supplied with a provision for positioning a barbecue grill. For a small surcharge we can also treat our fire elements with a black heat-resistant varnish. All our products come with a 5 year guarantee. Using your BURNI® wood burner: To light the fire we suggest using fire lighters, with small pieces of firewood placed on top. It is important to use small amounts of wood and to add larger wood when the fire is burning clearly. Ensure that the fire gets enough oxygen to keep burning. Please note that the outside of the fireplace can become extremely hot. All Corten steel products come as newly fabricated steel. It may take several weeks to achieve the rusty look once exposed to the elements. This rust process will take about 4-5 months.






Also black
coated

Burni

BORR Outdoor fireplace

Sleek, unique industrial design with a timeless look. A fireplace that can be placed anywhere and will give outdoor life an extra dimension. This fireplace will radiate extra warmth and for a longer time because of its height. This fireplace is a showpiece on your terrace. Prepared for placement of a BBQ wire rack. That way you can make it into your own culinary experience and the purchase of a special stone will enable you to prepare pizzas as well.

Finished in 3mm Cortenstaal – also available in black (treated with heat-resistant varnish)
5-year warranty.

| |  |  |  | KG |
|--------------------------|---|---|---|-----|
| Borr BRRS1 Corten | 500 | 500 | 2000 mm | 168 |
| Borr BRRG1 zwart | 500 | 500 | 2000 mm | 168 |
| BBQ grill (BAC7) | | | | |

Burni






Accessories Burni: Doors for the models THOR and ENOK are easy to install on existing and new fires.



| |
|------------------------|
| Thor door BRDS1 Corten |
| Thor door BRDG1 Black |
| Enok door BKDS1 Corten |
| Enok door BKDG1 Black |

Enok



| |  |  |  | KG |
|--------------------------|---|---|---|----|
| Enok BK2SA Corten | 1000 | 500 | 1000 mm | 99 |
| Enok BK2GA Black | 1000 | 500 | 1000 mm | 99 |
| Enok wall BKWS1 Corten | 1000 | 500 | 500 mm | 77 |
| Enok wall BKWG1 Black | 1000 | 500 | 500 mm | 77 |
| Enok hanging BKH1 Corten | 1000 | 500 | 500 mm | 77 |
| Enok hanging BKHG1 Black | 1000 | 500 | 500 mm | 77 |
| BBQ grill (BAC8) | | | | |

Thor



| | | | | |
|--------------------------|-----|-----|---------|----|
| Thor BR2SA Corten | 550 | 500 | 1050 mm | 75 |
| Thor BR2GA Black | 550 | 500 | 1050 mm | 75 |
| Thor wall BRWS1 Corten | 550 | 500 | 550 mm | 58 |
| Thor wall BRWG1 Black | 550 | 500 | 550 mm | 58 |
| Thor hanging BRH1 Corten | 550 | 500 | 550 mm | 58 |
| Thor hanging BRHG1 Black | 550 | 500 | 550 mm | 58 |
| BBQ grill (BAC7) | | | | |

Also black coated

Burni

We offer a range of accessories to compliment our ranges. Please take a look at our website and on pages 54-55.

Burni

Material
3 mm



Accessories Burni: Doors for the models STIG L and STIG XL are easy to install on existing and new fires.



Stig L door BGDS1 Corten

Stig L door BGDG1 Black

Stig XL door BGDS2 Corten

Stig XL door BGDG2 Black



Stig L



Stig XL

Also black
coated

Burni

| | | | | KG |
|----------------------------|-----|-----|---------|-----|
| Stig L BGS1 Corten | 500 | 500 | 1000 mm | 79 |
| Stig L BGG1 Black | 500 | 500 | 1000 mm | 79 |
| BBQ grill (BAC7) | | | | |
| Stig XL BGS2 Corten | 850 | 500 | 1200 mm | 110 |
| Stig XL BGG2 Black | 850 | 500 | 1200 mm | 110 |
| BBQ grill (BAC8) | | | | |

We offer a range of accessories to compliment our ranges. Please take a look at our website and on pages 54-55.

Burni



Material
3 mm



DRUCE Outdoor fireplace

Cool, unique, solid and with a timeless design. A fireplace that can be placed anywhere due to its round shape and which will give outdoor life an extra dimension. This fireplace will radiate extra warmth and for a longer time due to the strips on the outside. The fireplace is a showpiece on your terrace. Prepared for placing a BBQ grill, enabling you to make it into a culinary experience. You can also buy a special stone for preparing pizza's.



Finished in 3mm Corten steel A, outside ribs: 6mm Corten steel A.

5-year warranty



DRUCE corten

new

| |  |  | KG |
|---------------------|---|---|-----|
| Druce BDRS 1 corten | 550 | 1500 mm | 120 |
| BBQ grill (BAC7) | | | |

Burni



Material
3 mm



BARDI Outdoor fireplace

Fire, warmth, atmosphere and a powerful design come together in this outdoor fireplace.

You can choose between a round or square version, both come with a beautiful matching undercarriage. This fireplace is a showpiece on your terrace. Prepared for placing a BBQ grill, enabling you to make it into a culinary experience. You can also buy a special stone for preparing pizza's.

Finished in 6mm Corten steel A, body: 3mm Corten steel A.

5-year warranty.



BARDI corten



BARDI round corten

new

| | | | | KG |
|---------------------------|-----|-----|---------|-----|
| Bardi BARS1 corten | 570 | 570 | 1500 mm | 120 |
| BBQ rooster (BAC7) | 400 | 400 | | |

| | | | KG |
|---------------------------|-----|---------|-----|
| Bardi BARS2 corten | 590 | 1500 mm | 120 |
| BBQ rooster (BAC7) | | | |



FORM Outdoor fireplace

While designing this outdoor fireplace I looked at the structures that are found in concrete formworks in industry and construction. The clean shapes that are connected by bolts and the construction outside the shape are directly derived from this technique. The coarse shape makes the Form an ultra sturdy fireplace which will soon become the visual centre of a garden or outdoor space. As time goes by, the corten steel will adapt its special, dark rusty colour.

Form has been produced by ADEZZ, a developer of timeless products.



5-year warranty.

new

Burni



FORM BFS1

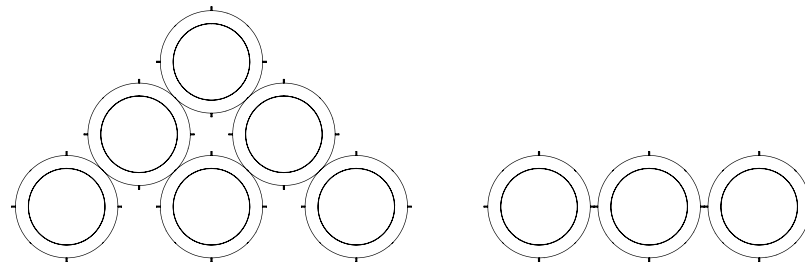
| |  |  | KG |
|-------------------------------|---|---|-----|
| FORM BFS1 corten | 1230 | 2015 mm | 200 |
| FORM Wood storage BFS2 corten | 800 | 250 mm | 10 |
| FORM Fire BFS3 corten | 800 | 250 mm | 13 |



FORM Wood storage BFS2



FORM Fire BFS3





Garden fires

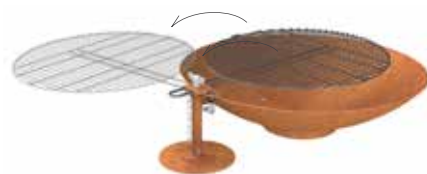
The simple round shape allows you to enjoy the warmth and atmosphere that this garden fire offers you from all sides.

We have developed a perfectly matching stand for placing a BBQ grill over the fire of the 800mm diameter garden fire. Finished standard with water drains. Available in 5 sizes. Finished in 3mm steel.



5-year warranty.



Firebowls



BNS2 + grill

| |  |  | KG |
|------------------------|---|---|----|
| Firebowls BNS1 | 600 | 140 mm | 10 |
| Firebowls BNS2 | 800 | 210 mm | 17 |
| Firebowls BNS2 + grill | 800 | 210 mm | 26 |
| Firebowls BNS3 | 1000 | 210 mm | 25 |
| Firebowls BNS4 | 1200 | 210 mm | 30 |
| Firebowls BNS5 | 1500 | 330 mm | 68 |




Foc 1 + 2

new



| | | | |
|------------|------|--------|----|
| Foc 1 DNS1 | 600 | 140 mm | 20 |
| Foc 2 DSN4 | 1200 | 210 mm | 60 |



Firetables round VLS1 + 2



VLS1 + grill

| |  |  | KG |
|-------------------------|---|---|-----|
| Firetables VLS1 | 1250 | 280 mm | 59 |
| Firetables VLS1 + grill | 1250 | 280 mm | 65 |
| Firetables VLS2 | 1750 | 280 mm | 102 |






Firetables square VLS3 + VLS4



VLS3 + grill

new

| |  |  |  | KG |
|-------------------------|---|---|---|----|
| Firetables VLS3 | 1200 | 1200 | 280 mm | 76 |
| Firetables VLS3 + grill | 1200 | 1200 | 280 mm | 82 |
| Firetables VLS4 | 1400 | 1400 | 280 mm | 96 |



Material
3 mm



Fire elements

Fire columns that will bring a magnificent play of flames due to the welded pattern. Atmospheric at your front door, restaurant entrance, etc. A warm welcome.

The grate has been placed just below the welded pattern enabling you to admire the play of flames at all times. The base is fitted with 2 wheels making this column easy to move.

Finished in 3mm Corten steel A

5-year warranty.



Also black
coated

Burni

Vuurzuil Arkin - Jari - Tyr






Arkin



Jari




Tyr

| |  |  |  | KG |
|--------------------------|--|--|--|----|
| Arkin BVS1 Corten | 400 | 400 | 1000 mm | 45 |
| Arkin BVG1 black | 400 | 400 | 1000 mm | 45 |

| | | | | |
|-------------------------|-----|-----|---------|----|
| Jari BVS2 Corten | 400 | 400 | 1000 mm | 45 |
| Jari BVG2 black | 400 | 400 | 1000 mm | 45 |

| | | | | |
|------------------------|-----|-----|---------|----|
| Tyr BVS3 Corten | 400 | 400 | 1000 mm | 45 |
| Tyr BVG3 black | 400 | 400 | 1000 mm | 45 |






SKIPP fireplace + BBQ

A 'basic' fireplace/BBQ with a wonderful finish. Multifunctional because of its simplicity. The SKIPP is supplied with BBQ grill. This way you can create your own culinary experience and even prepare pizza's when you buy our pizza stone. Finished in 3mm Cortenstaal A 5-year warranty.



Skipp

| |  |  |  | KG |
|------------|---|---|---|----|
| Skipp SKS1 | 410 | 460 | 1000 mm | 41 |

Including grill BAC7



BORC garden fire

This garden fire has a sleek and timeless design. You can choose from 2 sizes, both with or without undercarriage. Its simple round shape allows you to enjoy the warmth and atmosphere this garden fire offers you from all sides. Material garden fire: 4mm steel. Undercarriage: 6mm cortenstaal. Finished standard with water drains. 5-year warranty.

new

Burni



BORC BRC1





BORC BRC2



**BORC BRC1 +
Undercarriage**



**BORC BRC2 +
Undercarriage**

| |  |  | KG |
|----------------------------------|---|---|-----------|
| BORC BRC1 corten | 900 | 96 mm | 26 |
| BORC BRC2 corten | 1150 | 96 mm | 39 |
| BORC Undercarriage corten | 900 | 180 mm | 10 |
| BORC Undercarriage corten | 1150 | 180 mm | 12 |



BRANN fire pit (gas-fired)

Enjoy the atmospheric play of flames together with your friends and family. This gas burner is safe and easy to use. All parts have been CE-approved and ensure a long lifespan. The burner is made from high-quality stainless steel. The unit is made from 3mm Corten steel. You can also choose 3mm Aluminium which is available in almost all RAL- colours. The gas bottle (not included) can be simply and safely placed beneath the gas burner. 5-year warranty.

new

Burni



BRANN



BRANN sokkel

| | | | | KG |
|-----------------------------|------|-----|---------|----|
| BRANN VBC1 Corten | 1200 | 800 | 500 mm | 48 |
| BRANN VBC2 Corten | 1000 | 800 | 500 mm | 42 |
| BRANN VBC3 Corten | 800 | 800 | 500 mm | 36 |
| BRANN VBC4 Corten | 550 | 550 | 1200 mm | 46 |
| BRANN VBA1 Aluminium | 1200 | 800 | 500 mm | 00 |
| BRANN VBA2 Aluminium | 1000 | 800 | 500 mm | 00 |
| BRANN VBA3 Aluminium | 800 | 800 | 500 mm | 00 |
| BRANN VBA4 Aluminium | 550 | 550 | 1200 mm | 00 |



Material
3 mm



Burni wood storage

BURNI®'s complete collection is produced using 3mm thick Corten steel and all fireplaces are supplied with a provision for positioning a barbecue grill. For a small surcharge we can also treat our fire elements with a black heat-resistant varnish. All our products come with a 5 year warranty. Using your BURNI® wood burner: To light the fire we suggest using fire lighters, with small pieces of firewood placed on top. It is important to use small amounts of wood and to add larger wood when the fire is burning clearly. Ensure that the fire gets enough oxygen to keep burning. Please note that the outside of the fireplace can become extremely hot. All CorTen Steel products come as newly fabricated steel. It may take several weeks to achieve the rusty look once exposed to the elements. This rust process will take about 4-5 months.



Wood storage BHS1 - BHG1



Thermo Ash Seating BHS2H- BHG2H

Also black
coated

Burni

| | | | | KG |
|--------------------------|------|-----|---------|----|
| wood storage BHS1 Corten | 1000 | 400 | 1800 mm | 72 |
| wood storage BHG1 Black | 1000 | 400 | 1800 mm | 72 |

| | | | | KG |
|---------------------------|------|-----|--------|----|
| wood storage BHS2H Corten | 2000 | 400 | 430 mm | 80 |
| wood storage BHG2H Black | 2000 | 400 | 430 mm | 80 |



Material
3 mm



BUNKE wood storage

The modular system allows you to determine the shape and size.

Wood storage, wine rack, wall unit, etc. The 550*550mm blocks are connected with the supplied connecting pieces. Under the sloping side of a stair case, in a narrow alcove or as a complete wall unit: all set-ups are possible.

The bottom connecting pieces also form the legs and are supplied with plastic protection caps.

The storage boxes are finished in 4mm Corten steel and the connecting pieces in 6mm Corten steel.

All parts can be ordered separately.

5-year warranty



BUNKE Element



BUNKE connection cross

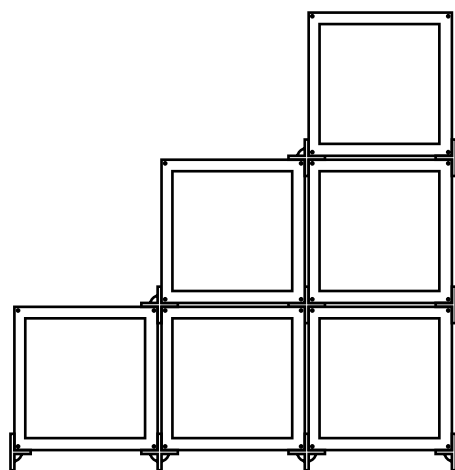


BUNKE connection side

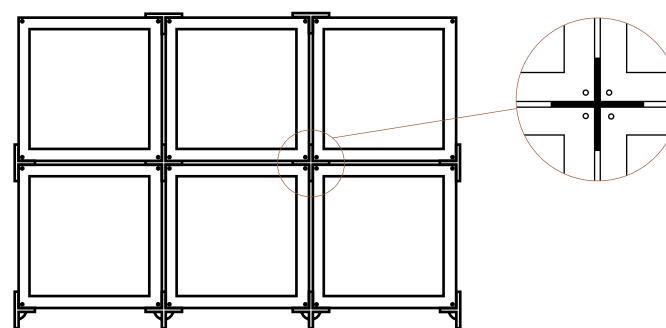
new

Burni

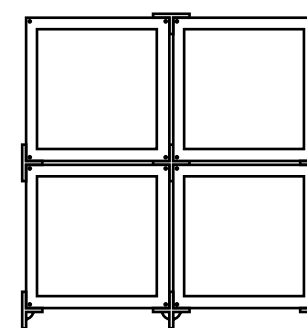
| | | | | KG |
|------------------|-----|------|--------|-----|
| Bunke BBS | 550 | 260 | 550 mm | 18 |
| connection cross | 140 | 140 | 10 mm | 0.5 |
| connection side | 140 | 77,5 | 10 mm | 0.4 |



BUNKE (6x element + 10x connection cross + 8x connection side)



BUNKE (6x element + 8x connection cross + 12x connection side)



BUNKE (4x element + 4x connection cross + 10x connection side)



Corten Steel Walls

Block Wall, made of Corten Steel, can create a decorative oasis in your garden. Designed to be used as a single decorative panel or as part of an integrated outdoor fireplace, with the option of wood storage. It is possible to link multiples of this wall together to create a wider feature wall.






CBW1 only blocks



CBW2 blocks with fireplace



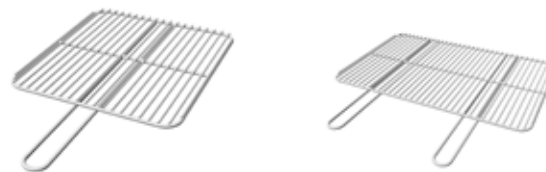
CBW3 blocks with fireplace and woodstorage

| |  |  |  | KG |
|-------------|---|---|---|-----|
| CBW1 | 1950 | 100 | 1950 mm | 110 |
| CBW2 | 1950 | 500 | 1950 mm | 130 |
| CBW3 | 1950 | 500 | 1950 mm | 160 |



Accessories Burni

All our accessories meet the highest standards and fit perfectly into our products. Our flues are made of 2 mm steel.



pizza stone corderite | flue pipes (2mm) L. 1000 + 750 + 500mm, 45 + 90° (black & corten) | raincap (2mm, black & corten) | wall holder (black & corten)

| | |
|--------|--------------------------------------|
| BAS | Heatresistant Spray Black |
| BAC1 | Roof Passage RVS Double Walled |
| BAC1.1 | RVS Double Walled pipe |
| BAC2 | Set Wall Clip 154mm Corten |
| BAS2 | Set Wall Clip 154mm 9005 |
| BAC3 | Set runner slap sloping roof + kit |
| BAC4 | Smoke Flue + Damper 154x750mm Corten |
| BAS4 | Smoke Flue + Damper 154x750mm 9005 |
| BAC5 | Smoke Flue 154x1000mm Corten |
| BAS5 | Smoke Flue 154x1000mm 9005 |
| BAC5.1 | Smoke Flue 154x750mm Corten |
| BAS5.1 | Smoke Flue 154x750mm 9005 |
| BAC5.2 | Smoke Flue 154x500mm Corten |
| BAS5.2 | Smoke Flue 154x500mm 9005 |
| BAC5.3 | Smoke Flue 45° Corten |
| BAS5.3 | Smoke Flue 45° 9005 |
| BAC6 | Rain Cap Corten |
| BAS6 | Rain Cap 9005 |
| BAC7 | BBQ Grill 400mm |
| BAC8 | BBQ Grill 700mm |
| BAC10 | Pizza Stone Cordierite |
| BAC11 | Curve 90 2mm CorTen |
| BAS11 | Curve 90 2mm 9005 |
| BAC12 | Rosette Round 150mm CorTen |
| BAS12 | Rosette Round 150mm 9005 |
| BAC13 | Rosette Oval 150mm CorTen |
| BAS13 | Rosette Oval 150mm 9005 |



Water elements

Our Water Features are sure to create an oasis in your garden. The variety of designs and shapes is enormous. Round, square and rectangular shapes are possible. Many of the models can be ordered with a waterfall or fountain and these can also include LED lighting.

Standard colour aluminium **RAL 7021, 7035, 9010**. Almost all other standard RAL colours are possible (beware of start-up costs).

Each pond has 2 connections as standard, with 1 inch inner tread. In addition, each pond has an overflow pipe which can be easily removed. On our website you can download the installation manual and technical drawings.



Aluminum pond

| | | | | KG |
|--------------------|------|------|--------|-----|
| Aluminium pond VA1 | 3000 | 2000 | 600 mm | 146 |
| Aluminium pond VA2 | 3000 | 1500 | 600 mm | 122 |
| Aluminium pond VA3 | 2500 | 1250 | 600 mm | 95 |



Wall placed on pond

| | | | | |
|------------------|------|-----|--------|----|
| Wall on pond VM1 | 2000 | 250 | 600 mm | 40 |
| Wall on pond VM2 | 2500 | 250 | 600 mm | 49 |
| Wall on pond VM3 | 3000 | 250 | 600 mm | 58 |


Exclusive waterfall and pump



Wall freestanding

| | | | | |
|-----------------------|------|-----|---------|----|
| Wall freestanding VM4 | 2000 | 250 | 1200 mm | 52 |
| Wall freestanding VM5 | 2500 | 250 | 1200 mm | 64 |
| Wall freestanding VM6 | 3000 | 250 | 1200 mm | 72 |

Exclusive waterfall and pump



CorTen Steel vijver

| | | | | KG |
|-----------------------|------|------|--------|-----|
| CorTen steel pond VC1 | 3000 | 2000 | 600 mm | 319 |
| CorTen steel pond VC2 | 3000 | 1500 | 600 mm | 266 |
| CorTen steel pond VC3 | 2500 | 1250 | 600 mm | 206 |



Wall placed on pond

| | | | | |
|-------------------|------|-----|--------|-----|
| Wall on pond VCM1 | 2000 | 250 | 600 mm | 76 |
| Wall on pond VCM2 | 2500 | 250 | 600 mm | 93 |
| Wall on pond VCM3 | 3000 | 250 | 600 mm | 109 |

Exclusive waterfall and pump



Wall freestanding

| | | | | |
|------------------------|------|-----|---------|-----|
| Wall freestanding VCM4 | 2000 | 250 | 1200 mm | 98 |
| Wall freestanding VCM5 | 2500 | 250 | 1200 mm | 120 |
| Wall freestanding VCM6 | 3000 | 250 | 1200 mm | 142 |

Exclusive waterfall and pump



Material
3 mm



Water elements


| |  |  | KG |
|---------------------------|---|---|----|
| WNG1 Coating DB703 | 600 | 140 mm | 10 |
| WNG2 Coating DB703 | 800 | 210 mm | 17 |
| WNG3 Coating DB703 | 1000 | 210 mm | 25 |
| WNG4 Coating DB703 | 1200 | 210 mm | 30 |
| WNG5 Coating DB703 | 1500 | 330 mm | 68 |
| WNS1 Corten | 600 | 140 mm | 6 |
| WNS2 Corten | 800 | 210 mm | 14 |
| WNS3 Corten | 1000 | 210 mm | 21 |
| WNS4 Corten | 1200 | 210 mm | 29 |
| WNS5 Corten | 1500 | 330 mm | 70 |



Water bowl WNG1-5



Water bowl WNS1 -5





CUSTOM
MADE
POSSIBLE
(6 m. max)

Water table AB4-6

Water table CB4-6

| | | | | KG |
|---------------------------------|------|------|--------|-----|
| AB4 Alu 7021 3 fountains | 3000 | 1000 | 400 mm | 94 |
| AB5 Alu 7021 4 fountains | 4000 | 1000 | 400 mm | 121 |
| AB6 Alu 7021 6 fountains | 6000 | 1000 | 400 mm | 180 |

| | | | | |
|-------------------------------|------|------|--------|-----|
| CB4 Corten 3 fountains | 3000 | 1000 | 400 mm | 223 |
| CB5 Corten 4 fountains | 4000 | 1000 | 400 mm | 291 |
| CB6 Corten 6 fountains | 6000 | 1000 | 400 mm | 425 |

Watertable standard with LED and pump



Water table ABR1-3

Water table CBR1-3

| | | | KG |
|------------------------------|------|--------|----|
| ABR1 Alu Coating 7021 | 1450 | 750 mm | 59 |
| ABR2 Alu Coating 7021 | 1200 | 750 mm | 43 |
| ABR3 Alu Coating 7021 | 1000 | 750 mm | 33 |

| | | | |
|--------------------|------|--------|-----|
| CBR1 Corten | 1450 | 750 mm | 170 |
| CBR2 Corten | 1200 | 750 mm | 127 |
| CBR3 Corten | 1000 | 750 mm | 98 |

Watertable standard with LED and pump



CUSTOM
MADE
POSSIBLE
(6 m. max)

Water table AB1-3

Water table CB1-3

| | | | | |
|-----------------------------|------|------|--------|----|
| AB1 Alu Coating 7021 | 1200 | 1200 | 400 mm | 50 |
| AB2 Alu Coating 7021 | 1000 | 1000 | 400 mm | 36 |
| AB3 Alu Coating 7021 | 800 | 800 | 400 mm | 26 |

| | | | | |
|-------------------|------|------|--------|-----|
| CB1 Corten | 1200 | 1200 | 400 mm | 115 |
| CB2 Corten | 1000 | 1000 | 400 mm | 88 |
| CB3 Corten | 800 | 800 | 400 mm | 50 |

Watertable standard with LED and pump



Material
3 mm

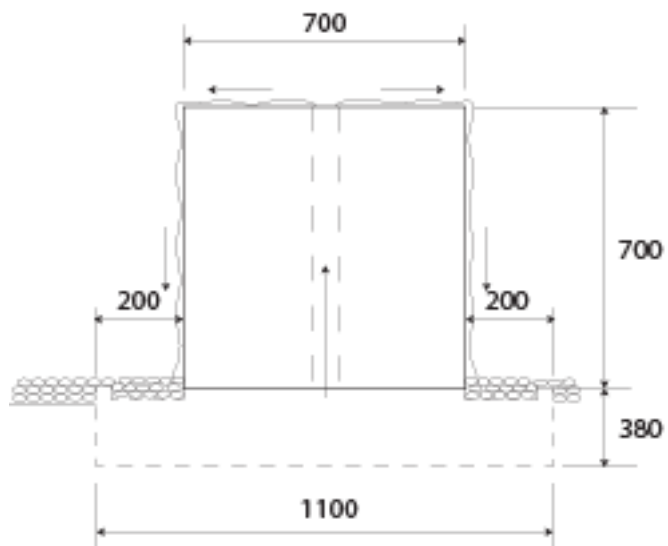


Water blocks

A unique Corten steel or Aluminium water ornament. We can produce almost any standard RAL-colour in Aluminium.

The water bubbles up from a stainless steel nozzle with LED lighting in the middle of the top plate. The water then runs evenly along the sides of the block into the underground reservoir and is subsequently pumped up again. Is supplied with a pump, LED lighting and nozzle.




5-year warranty



Water block

CUSTOM
MADE
POSSIBLE
(6 m. max)

new

| |  |  |  | KG |
|----------------------------------|---|---|---|-----|
| AWB1 Alu Coating 7021 | 700 (1100) | 700 (1100) | 700 (1080) mm | 150 |
| AWB4 Alu 7021 3 fonteinen | 3000 (3400) | 700 (1100) | 700 (1080) mm | 276 |
| CWB1 Corten | 700 (1100) | 700 (1100) | 700 (1080) mm | 150 |
| CWB4 CorTen 3 fonteinen | 3000 (3400) | 700 (1100) | 700 (1080) mm | 276 |

Water block standard with LED and pump

Water elements

Material
23 mm

Colour
RAL 7035

Polymer Concrete




Polymer Concrete is a moulded stone composite, which is ideal for use in public areas. The material is highly compressed, making it extremely strong and will not wear. The planters are also 100% waterproof and are therefore extremely frost resistant and the closed structure of the material means that it does not hold dirt and will naturally clean from rain water.

Advantages:

- High pressure and tensile strength. (Much stronger than ordinary concrete).
- Fully frost resistant and impermeable.
- Smooth material promotes self-cleaning.
- Durable material.
- Will not wear.
- Natural materials such as quartz, basalt and granite mixed with resin.
- 5 year warranty.



Banco

| |  |  |  | KG |
|-------------------|---|---|---|-----|
| Banco BT8 | 1000 | 1000 | 800 mm | 230 |
| Banco BT9 | 800 | 800 | 800 mm | 172 |
| Banco BT11 | 800 | 800 | 600 mm | 139 |
| Banco BT15 | 600 | 600 | 600 mm | 103 |



Besso



Besso





Picasso



Barro



Bodil with 60mm leg

| |  |  | KG |
|------------------|--|---|-----------|
| Besso BS1 | 2000 | 400 mm | 269 |
| Besso BS2 | 1500 | 400 mm | 125 |
| Besso BS4 | 1800 | 450 mm | 237 |
| Besso BS5 | 2350 | 600 mm | 500 |

| | | | |
|------------------------------|----------|--------|-----|
| Besso BS3 (with seat) | 2200/300 | 400 mm | 404 |
|------------------------------|----------|--------|-----|

| | | | |
|--------------------|------|--------|-----|
| Picasso BP1 | 1000 | 600 mm | 120 |
| Picasso BP2 | 600 | 900 mm | 70 |

| | | | |
|------------------|------|---------|-----|
| Barro BR1 | 1200 | 900 mm | 231 |
| Barro BR2 | 1500 | 1200 mm | 408 |

| | | | |
|------------------|------|--------|-----|
| Bodil BD1 | 1800 | 400 mm | 378 |
| Bodil BD2 | 2350 | 400 mm | 624 |



Walls Polyester

New to our range are the Polyester Walls. These are extremely solid walls, which can be mounted to any surface using the mounting strip along the length of the base.

The advantage of our Polyester Walls is that they have a hollow construction, so you can simply add lighting etc.

Benefits Polyester walls:

- Cheaper than comparable walls
- Light in weight
- Very solid fiber reinforced material
- Easy to maintain
- The standard colour used is white **RAL 9010**. Also available in **RAL colours: 2004 | 3020 | 4004 | 7006 | 7016 | 7021 | 7035 | 8024 | 9005** (surcharge 10%)
- Easy self assembly lighting

Cleaning solution must be carefully chosen to ensure that it does not scratch the planter. Do not clean with steel wool, sand paper, solvents or any other abrasive material, cleaning with a pressure washer can also cause damage. We have put together a special cleaning product: "Cleaner + Protector kit".

| | | | | KG |
|-------------|------|-----|---------|-----------|
| PW5 | 4000 | 150 | 2000 mm | 98 |
| PW6 | 4000 | 150 | 1500 mm | 75 |
| PW7 | 4000 | 150 | 1000 mm | 53 |
| PW8 | 4000 | 150 | 800 mm | 43 |
| PW9 | 3000 | 150 | 2000 mm | 75 |
| PW10 | 3000 | 150 | 1500 mm | 57 |
| PW11 | 3000 | 150 | 1000 mm | 40 |
| PW12 | 3000 | 150 | 800 mm | 33 |
| PW13 | 2000 | 150 | 2000 mm | 51 |
| PW14 | 2000 | 150 | 1500 mm | 39 |
| PW15 | 2000 | 150 | 1000 mm | 27 |
| PW16 | 2000 | 150 | 800 mm | 23 |
| PW17 | 1000 | 150 | 2000 mm | 27 |
| PW18 | 1000 | 150 | 1500 mm | 21 |
| PW19 | 1000 | 150 | 1000 mm | 15 |
| PW20 | 1000 | 150 | 800 mm | 12 |

| LW1 | 140 | 71 | 70 mm | Led (aluminum) |
|------------|---------|-----|-------|----------------|
| LW2 | 90 | 71 | 90 mm | Led (aluminum) |
| LW3 | Ø 80 mm | | | Led (aluminum) |
| VB8 | 600 | 150 | 25 mm | Waterfall |



LW1




LW2




Walls Aluminium


Aluminium Walls are the perfect way to create a haven in your garden. It is possible to produce almost any size and they are available in almost all standard RAL colours. These are very solid walls with a mounting strip on the base. To clean this product, we recommend "Cleaner + Protector kit", specially developed for cleaning and maintenance of Aluminium, which is available with us.

Standard colour **RAL 7021, 7035, 9010**. Almost all other standard RAL colours are possible (beware of start-up costs).

| |  |  |  | KG |
|-------------|---|---|---|-----|
| AW1 | 6000 | 150 | 2000 mm | 209 |
| AW2 | 6000 | 150 | 1350 mm | 145 |
| AW3 | 6000 | 150 | 1000 mm | 111 |
| AW4 | 6000 | 150 | 800 mm | 91 |
| AW5 | 4000 | 150 | 2000 mm | 141 |
| AW6 | 4000 | 150 | 1350 mm | 103 |
| AW7 | 4000 | 150 | 1000 mm | 75 |
| AW8 | 4000 | 150 | 800 mm | 61 |
| AW9 | 3000 | 150 | 2000 mm | 107 |
| AW10 | 3000 | 150 | 1350 mm | 75 |
| AW11 | 3000 | 150 | 1000 mm | 57 |
| AW12 | 3000 | 150 | 800 mm | 47 |
| AW13 | 2000 | 150 | 2000 mm | 73 |
| AW14 | 2000 | 150 | 1350 mm | 51 |
| AW15 | 2000 | 150 | 1000 mm | 39 |
| AW16 | 2000 | 150 | 800 mm | 32 |
| AW17 | 1000 | 150 | 2000 mm | 39 |
| AW18 | 1000 | 150 | 1350 mm | 27 |
| AW19 | 1000 | 150 | 1000 mm | 21 |
| AW20 | 1000 | 150 | 800 mm | 17 |



CUSTOM
MADE
POSSIBLE
(6 m. max)








Walls cortensteel

New to our range are the Cortensteel Walls. These are extremely solid walls, which can be mounted to any surface using the mounting strip along the length of the base. The advantage of our Cortensteel Walls is that they have a hollow construction, so you can simply add lighting etc.

Benefits Cortensteel walls:

- Cheaper than comparable walls
- Very solid material
- Easy to create surprising views
- Natural appearance
- Custom made possible
- Easy self assembly lighting etc.

| |  |  |  | KG |
|-------------|---|---|---|-----|
| CW1 | 6000 | 150 | 2000 mm | 418 |
| CW2 | 6000 | 150 | 1350 mm | 290 |
| CW3 | 6000 | 150 | 1000 mm | 221 |
| CW4 | 6000 | 150 | 800 mm | 181 |
| CW5 | 4000 | 150 | 2000 mm | 282 |
| CW6 | 4000 | 150 | 1350 mm | 205 |
| CW7 | 4000 | 150 | 1000 mm | 149 |
| CW8 | 4000 | 150 | 800 mm | 122 |
| CW9 | 3000 | 150 | 2000 mm | 214 |
| CW10 | 3000 | 150 | 1350 mm | 149 |
| CW11 | 3000 | 150 | 1000 mm | 113 |
| CW12 | 3000 | 150 | 800 mm | 93 |
| CW13 | 2000 | 150 | 2000 mm | 146 |
| CW14 | 2000 | 150 | 1350 mm | 101 |
| CW15 | 2000 | 150 | 1000 mm | 77 |
| CW16 | 2000 | 150 | 800 mm | 64 |
| CW17 | 1000 | 150 | 2000 mm | 78 |
| CW18 | 1000 | 150 | 1350 mm | 54 |
| CW19 | 1000 | 150 | 1000 mm | 41 |
| CW20 | 1000 | 150 | 800 mm | 34 |






CUSTOM
MADE
POSSIBLE






Pedestals

We make Solid and U-shaped pedestals in different sizes, allowing you to display objects upto 150kg. The openwork pedestal (U-block) can be used as a wood storage unit. These are wonderful elements for your home or garden, where you can show off your treasured possessions.

| |  |  |  | KG |
|------------|---|---|---|----|
| CK1 | 500 | 500 | 1200 mm | 42 |
| CK2 | 500 | 500 | 1000 mm | 36 |
| CK3 | 500 | 500 | 800 mm | 29 |
| CK4 | 500 | 500 | 600 mm | 23 |
| CK5 | 400 | 400 | 1200 mm | 33 |
| CK6 | 400 | 400 | 1000 mm | 28 |
| CK7 | 400 | 400 | 800 mm | 23 |
| CK8 | 400 | 400 | 600 mm | 18 |



Pedestals Cortensteel

| |  |  |  | KG |
|-------------|---|---|---|----|
| CKU1 | 500 | 500 | 1200 mm | 52 |
| CKU2 | 500 | 500 | 1000 mm | 44 |
| CKU3 | 500 | 500 | 800 mm | 37 |
| CKU4 | 500 | 500 | 600 mm | 29 |
| CKU5 | 400 | 400 | 1200 mm | 41 |
| CKU6 | 400 | 400 | 1000 mm | 35 |
| CKU7 | 400 | 400 | 800 mm | 29 |
| CKU8 | 400 | 400 | 600 mm | 23 |



Pedestals U block Cortensteel



Letterboxes

We have two timeless model mailboxes in our collection, which are available in either Cortensteel or powder coated in Aluminium. The Aluminium powder coated version can be supplied in any RAL colour and it is possible to order numbers and letters for any of the models. At the back of the mailbox is a lockable door supplied with two keys.

Standard colour Aluminium: **RAL 7021, 7035, 9010**. Almost all other standard RAL colours are possible (beware of start-up costs).



Hacon



Ivar



Flyn

new

Letterboxes

Available in corten steel and stainless steel:

0, 1, 2, 3, 4, 5, 6, 7, 8, 9, a, b, c, d



| | | | | KG |
|-----------------------------|-----|-----|---------|----|
| Hacon HAC1 Corten | 300 | 300 | 1200 mm | 25 |
| Hacon HAA1 Aluminium | 300 | 300 | 1200 mm | 14 |
| Ivar IVC1 Corten | 300 | 300 | 1200 mm | 25 |
| Ivar IVA1 Aluminium | 300 | 300 | 1200 mm | 14 |
| Flyn LFC1 Corten | 350 | 350 | 1150 mm | 25 |
| Flyn LFA1 Aluminium | 350 | 350 | 1150 mm | 14 |



PACA package box

Online shopping has become indispensable. You either stay home or burden your neighbours with taking care of your package. Package box PACA solves this problem. Your order can be delivered to your address in your absence in an elegant way. By applying a valve the package will fall in and can only be retrieved by you. The finish is stylish and compact. It is also a mail box and your house number can be applied easily. Finished in sustainable Aluminium (3mm) and available in almost all RAL-colours. 5-year warranty

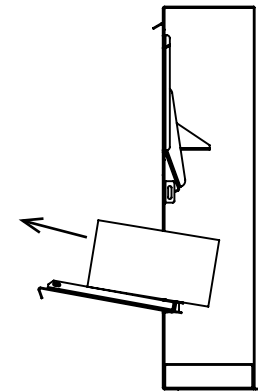
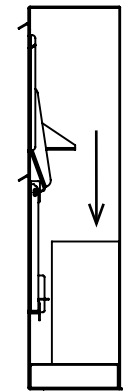
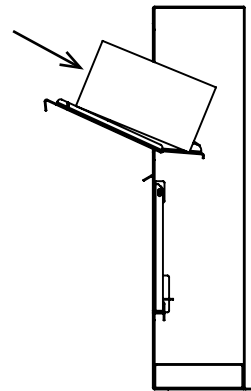
Standard colour aluminium: RAL 7021, 7035, 9010. Almost all other standard RAL colours are possible (start-up costs apply here).

new

Letterboxes



Paca



| | | | | KG |
|----------------------------|-----|-----|---------|----|
| Paca PPS1 corten | 870 | 300 | 1250 mm | 25 |
| Paca PPA1 aluminium | 870 | 300 | 1250 mm | 14 |

Maximum packet size 60x40x24 cm



Material
3 mm

Lighting




To make your garden design complete garden lighting is essential. Lighting is ideal along the garden path or driveway, as accent lighting or to add depth to your garden design.

To help with this we have put together a wonderful collection that will fit into any garden design. Tight light columns executed in Corten steel, galvanized steel or powder coat in almost any RAL color. Also wall lamps in the same design are available. Columns are available in the height of 600 and 400mm. Wall lamp has a height of 250mm.

Standard colour Aluminium: **RAL 7021, 7035, 9010**. Almost all other standard RAL colours are possible (beware of start-up costs).



Koll 1

| |  |  |  | KG |
|-----------------------|---|---|---|----|
| K1C 600 Corten | 100 | 100 | 600 mm | 7 |
| K1Z 600 zinc | 100 | 100 | 600 mm | 7 |
| K1G 600 RAL | 100 | 100 | 600 mm | 7 |
| K1C 400 Corten | 100 | 100 | 400 mm | 3 |
| K1Z 400 zinc | 100 | 100 | 400 mm | 3 |
| K1G 400 RAL | 100 | 100 | 400 mm | 3 |

Incl LED light + waterproof connector.



Koll 2




Koll 3



Koll 4

new

Lighting

| |  |  |  | KG |
|---------------------------|---|---|---|----|
| K2/3/4C 600 Corten | 100 | 100 | 600 mm | 7 |
| K2/3/4Z 600 zinc | 100 | 100 | 600 mm | 7 |
| K2/3/4G 600 RAL | 100 | 100 | 600 mm | 7 |
| K2/3/4C 400 Corten | 100 | 100 | 400 mm | 5 |
| K2/3/4Z 400 zinc | 100 | 100 | 400 mm | 5 |
| K2/3/4G 400 RAL | 100 | 100 | 400 mm | 5 |
| K2/3/4CW Corten | 100 | 100 | 250 mm | 3 |
| K2/3/4ZW zink | 100 | 100 | 250 mm | 3 |
| K2/3/4GW RAL | 100 | 100 | 250 mm | 3 |

Incl LED light + waterproof connector.



Koll 4

Koll 3

Koll 2



Furniture

There is a great demand for indoor and outdoor tables that fit perfectly with our range of planters. We have therefore designed a sleek and timeless collection.

Our range of Furniture includes tables and matching seating. The Aluminium tables and benches can be supplied in almost any RAL colour and you can personalise as a set to your liking. The beautiful, simple designs allow you to combine any chair or bench with these tables. The Aluminium tables are available in two lengths, 2600mm and 3000mm. Standard colour Aluminium: **RAL 7021, 7035, 9010**. Almost all other standard RAL colours are possible (beware of start-up costs).

The beautifully crafted Polyester table is available in standard colour white **RAL 9010**. Also available in **RAL colours: 2004 | 3020 | 4004 | 7006 | 7016 | 7021 | 7035 | 8024 | 9005** (surcharge 10%). There are matching benches developed in this range. The beautiful, simple designs allow you to combine any chair or bench with these tables. The Polyester table is available in a length of 2650mm.

new



| | | | | KG |
|--------------------|------|------|--------|----|
| Borra 2600H | 2600 | 1000 | 750 mm | 47 |
| Borra 3000H | 3000 | 1000 | 750 mm | 54 |
| Borra Bench | 1050 | 400 | 430 mm | 10 |

Table top: Aluminium - Table leg: Oak

Bench: Aluminium



| | | | | |
|--------------------|------|------|--------|----|
| Colla 2600 | 2600 | 1000 | 750 mm | 79 |
| Colla 3000 | 3000 | 1000 | 750 mm | 86 |
| Colla Bench | 1050 | 400 | 430 mm | 10 |

Table top: Aluminium - Table leg: Oak

Bench: Aluminium



| | | | | |
|---------------------|------|------|--------|----|
| Spredd 2650 | 2650 | 1000 | 750 mm | 35 |
| Spredd Bench | 930 | 400 | 430 mm | 8 |


Table: polyester

Bench: Fibreglass






Corten Steel Stairs

We offer ready made garden staircases in Corten steel for height differences in your garden. The width of these stairs may range from 1000mm to 3000mm. Steps have a height of 170 mm and we produce a staircase with the maximum of 15 steps.

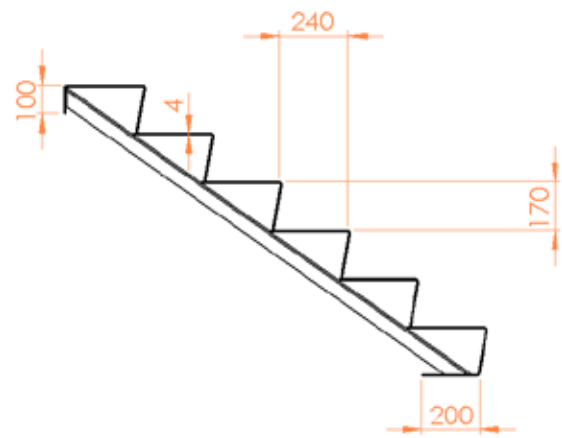


CUSTOM
MADE
POSSIBLE

Cortensteel stairs 4 mm

| |  |  |  | KG |
|---------------------|---|---|---|-----|
| CST1 2 steps | 1000 | 480 | 340 mm | 42 |
| extra step | 1000 | 240 | 170 mm | 21 |
| CST2 2 steps | 1250 | 480 | 340 mm | 52 |
| extra step | 1250 | 240 | 170 mm | 26 |
| CST3 2 steps | 1500 | 480 | 340 mm | 62 |
| extra step | 1500 | 240 | 170 mm | 31 |
| CST4 2 steps | 2000 | 480 | 340 mm | 84 |
| extra step | 2000 | 240 | 170 mm | 42 |
| CST5 2 steps | 2500 | 480 | 340 mm | 104 |
| extra step | 2500 | 240 | 170 mm | 52 |
| CST6 2 steps | 3000 | 480 | 340 mm | 124 |
| extra step | 3000 | 240 | 170 mm | 62 |

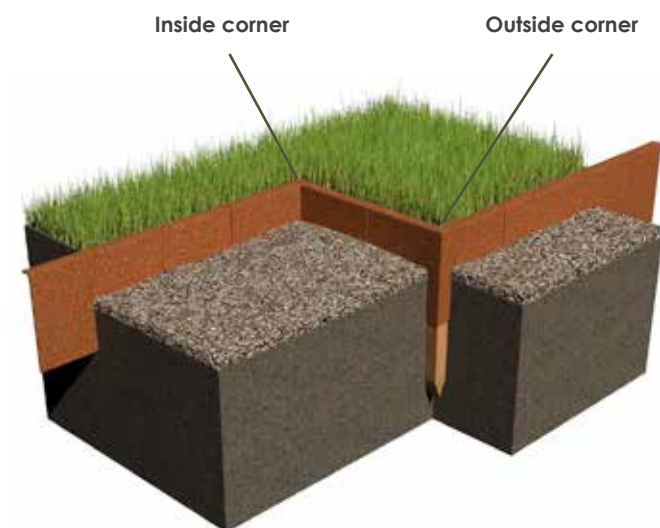
Maximum 15 steps






Edging

We produce our edging in galvanized steel and Corten steel. Available in 2 heights 150mm and 290mm, thickness material 2 or 3 mm. The length of the strips are 2500 mm. You also can choose from simple straight strips or the top angle of 90 degrees or squashed (180 degrees).





Edging flattened
2500 X (H) 150 of 290




Edging put metal
2500 X (H) 150 of 290



Edging straight
2500 X (H) 150 of 290



corner inside or outside flattened
300 X 300 (H) 150 of 290



corner inside or outside put metal
300 X 300 (H) 150 of 290



corner inside or outside straight
300 X 300 (H) 150 of 290



Accessories All our accessories meet the highest standards and fit perfectly into our products.



Care set



Descaling



Heat resistant paint



CorTen Varnish



Overflow pipe



Wheels 1100 KG



Wheels 450 KG



Picket poles PK



Galvanized frame

| |
|---|
| POL care set for Polyester: Polyester Cleaner + Polyester Protector |
| ALU care set for Aluminium 600ml. |
| BAS Heat-resistant paint 400ml. black metallic |
| COR finish for CorTensteel Owatrol 0.5 ltr. |
| COR finish for CorTensteel Owatrol 5.0 ltr. |
| OVL Overflow pipe Ø22mm x H. 50mm |
| Wheels carrying capacity 450 KG (4 pcs) |
| Wheels carrying capacity 1100KG (4 pcs) |
| Pk 1 / 40x40x400 mm (25 pcs) |
| PK 2 / 40x40x600 mm (25 pcs) |

Galvanized frame for Polyester Planters, feet 90mm

| |
|--------------------------------------|
| OS01.1 for planter 1410x 1410x 90 mm |
| OS01 for planter 1210x 1210x 90 mm |
| OS02 for planter 1010x 1010x 90 mm |
| OS03 for planter 810x 810x 90 mm |
| OS04 for planter 710x 710x 90 mm |
| OS05 for planter 610x 610x 90 mm |
| OS05.1 for planter 510x 510x 90 mm |
| OS06 for planter 2010x 510x 90 mm |
| OS07 for planter 1510x 510x 90 mm |
| OS08 for planter 1210x 510x 90 mm |
| OS09 for planter 1010x 510x 90 mm |
| OS10 for planter 910x 510x 90 mm |
| OS11 for planter 2310x 510x 90 mm |



Accessories Water elements



OASE PONTEC pump



OASE LED for waterfall



OASE LED for watertable



Waterfall 3 pipes



Waterfall 60 mm



Waterfall 150 mm

| | | |
|-----|--|-----------------|
| VB1 | Waterfall 600 (outflow 50mm) | Stainless steel |
| VB2 | Waterfall 600 (outflow 150mm) | Stainless steel |
| VB3 | Waterfall 1500 (outflow 50mm) | Stainless steel |
| VB4 | Waterfall 1500 (outflow 150mm) | Stainless steel |
| VB5 | Waterfall 930 (outflow 3 pipes 200mm) | Stainless steel |
| VB6 | LED 600mm | |
| VB7 | LED 1500mm | |
| VB8 | Waterfall polyester wall (outflow 150mm) | |
| VP3 | Eco Pump 5000(60W) with hose | |
| VP5 | Eco Pump 17000(180W) with hose | |